

Scaled data based on original data using
LM-79-08 Approved Method: Electrical and Photometric Measurements of Solid-
State Lighting Products

Test Report Prepared for
Cooper Lighting Solutions
(formerly Eaton)

Brand: McGRAW-EDISON

Report Number: P386977

Luminaire Tested: **GWC-SA2D-722-U-SL4**

Issue Date: 3/3/2020

Test Information

Test Method: LM-79-08
Report Number: P386977
TEST IS SCALED FROM IESNA LM-79-08 TEST DATA (G2-1903-205-24)
Test Lab: INNOVATION CENTER
Issue Date: 3/3/2020
Manufacturer: COOPER LIGHTING SOLUTIONS (FORMERLY EATON)
Product Line: MCGRAW-EDISON
Catalog Number: GWC-SA2D-722-U-SL4
Description: GALLEON WALL LUMINAIRE
(2) 70 CRI, 2200K, 1200mA LIGHTSQUARES WITH 16 LEDS EACH AND TYPE IV
SPILL LIGHT ELIMINATOR OPTICS
Light Source: -
Ballast/Driver: ELECTRONIC DRIVER

Summary

Lumens per Lamp: N/A
Luminaire Lumens: 11311 lumens
Efficiency: N/A
Efficacy: 88.4 lumens/watt
Luminous Opening: Rectangular (W 1' x L: 0.5' x H: 0')
IES Classification: Type IV - Short
BUG Rating: B1 - U0 - G3

Input Watts (W): 128
Input Voltage (V): NR
Input Current (Ain): NR
Voltage Rise (V): NR
Power Factor: NR
Total Harmonic Distortion (THDi): NR
Frequency (hertz): 60
Stabilization Time: NR
Operation Time: NR
Ambient Temperature (°C): NR
Test Distance: 24 FT

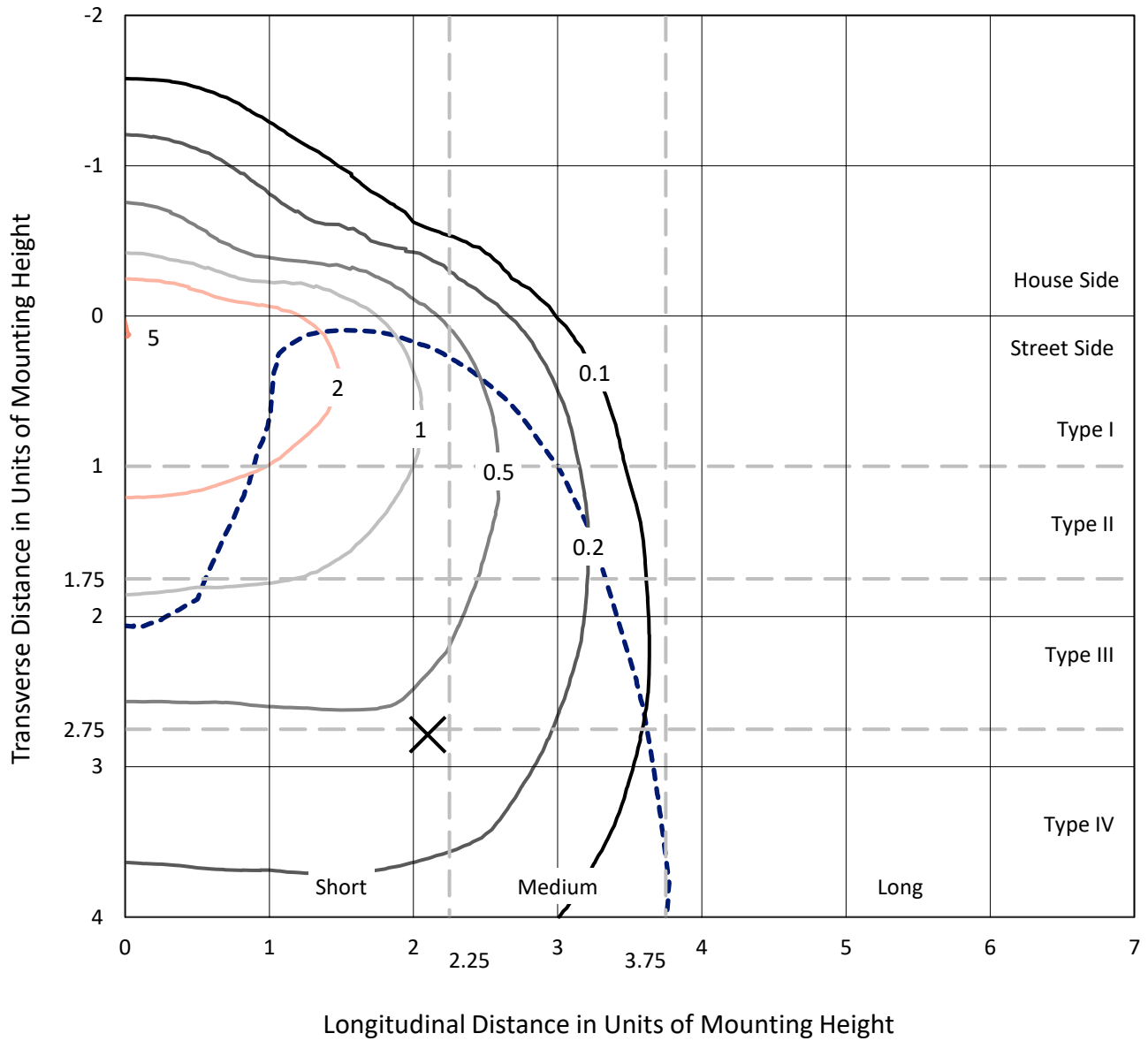


REPORT NUMBER: P386977

CATALOG NUMBER: GWC-SA2D-722-U-SL4

Iso-Footcandle Lines of Horizontal Illumination

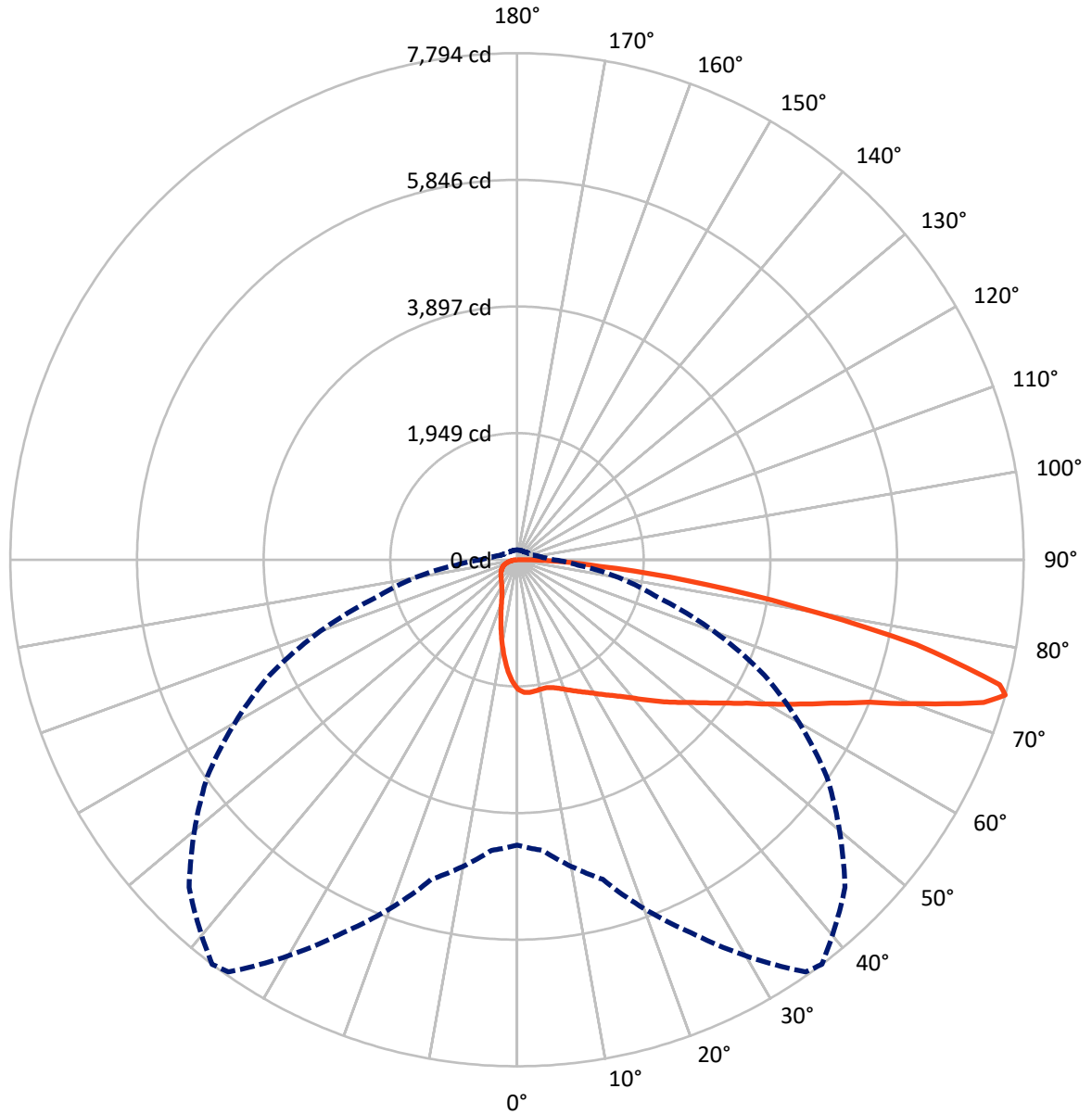
✕ Max cd
 - - - 1/2 Max cd



Based on 20 foot mounting height. Maximum calculated value = 5.1 fc
 Type IV - Short - N/A

REPORT NUMBER: P386977
CATALOG NUMBER: GWC-SA2D-722-U-SL4

Luminous Intensity Polar Plot



— Vertical Plane Through 37-Deg Lateral - - - Horizontal Cone Through 74-Deg Vertical

REPORT NUMBER: P386977

CATALOG NUMBER: GWC-SA2D-722-U-SL4

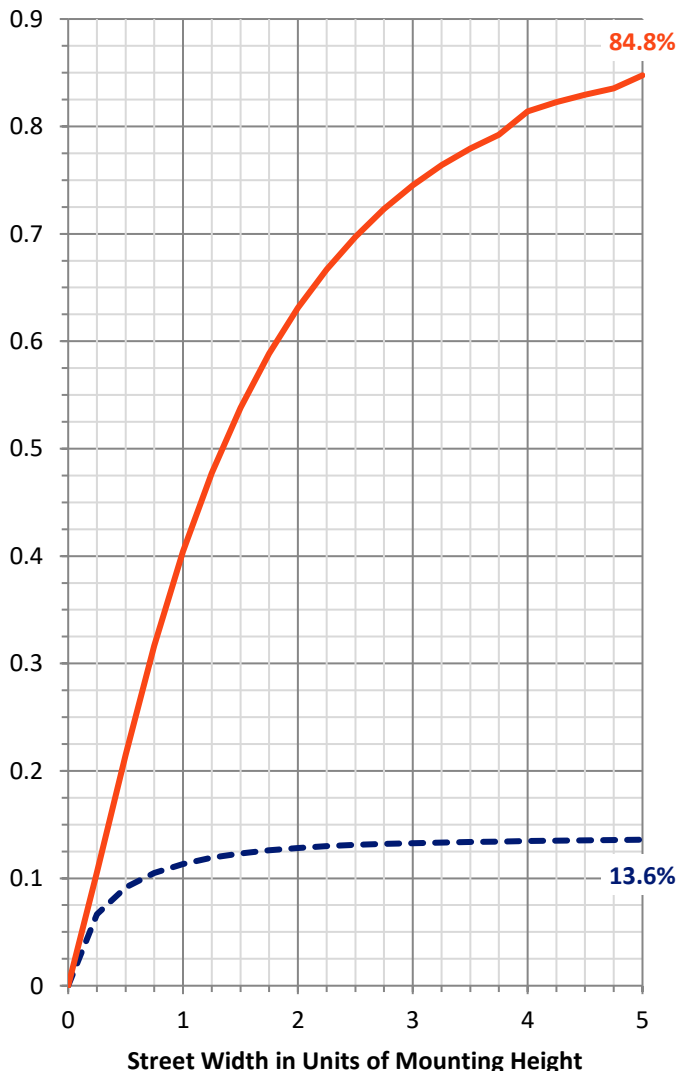
FLUX DISTRIBUTION:

		Downward	Upward	Total
House Side	Lumens	1556.3	0.0	1556.3
	% Fixture	13.8	0.0	13.8
Street Side	Lumens	9754.7	0.0	9754.7
	% Fixture	86.2	0.0	86.2
Total	Lumens	11311.0	0.0	11311.0
	% Fixture	100.0	0.0	100.0

ZONAL LUMENS:

Zone	Lumens	% Fixture
0°-10°	175.5	1.6
10°-20°	449.9	4.0
20°-30°	693.1	6.1
30°-40°	1007.9	8.9
40°-50°	1483.5	13.1
50°-60°	2083.3	18.4
60°-70°	2636.8	23.3
70°-80°	2321.8	20.5
80°-90°	459.1	4.1
90°-100°	0.0	0.0
100°-110°	0.0	0.0
110°-120°	0.0	0.0
120°-130°	0.0	0.0
130°-140°	0.0	0.0
140°-150°	0.0	0.0
150°-160°	0.0	0.0
160°-170°	0.0	0.0
170°-180°	0.0	0.0
0°-90°	11311.0	100.0
0°-180°	11311.0	100.0

Coefficient of Utilization



REPORT NUMBER: P386977

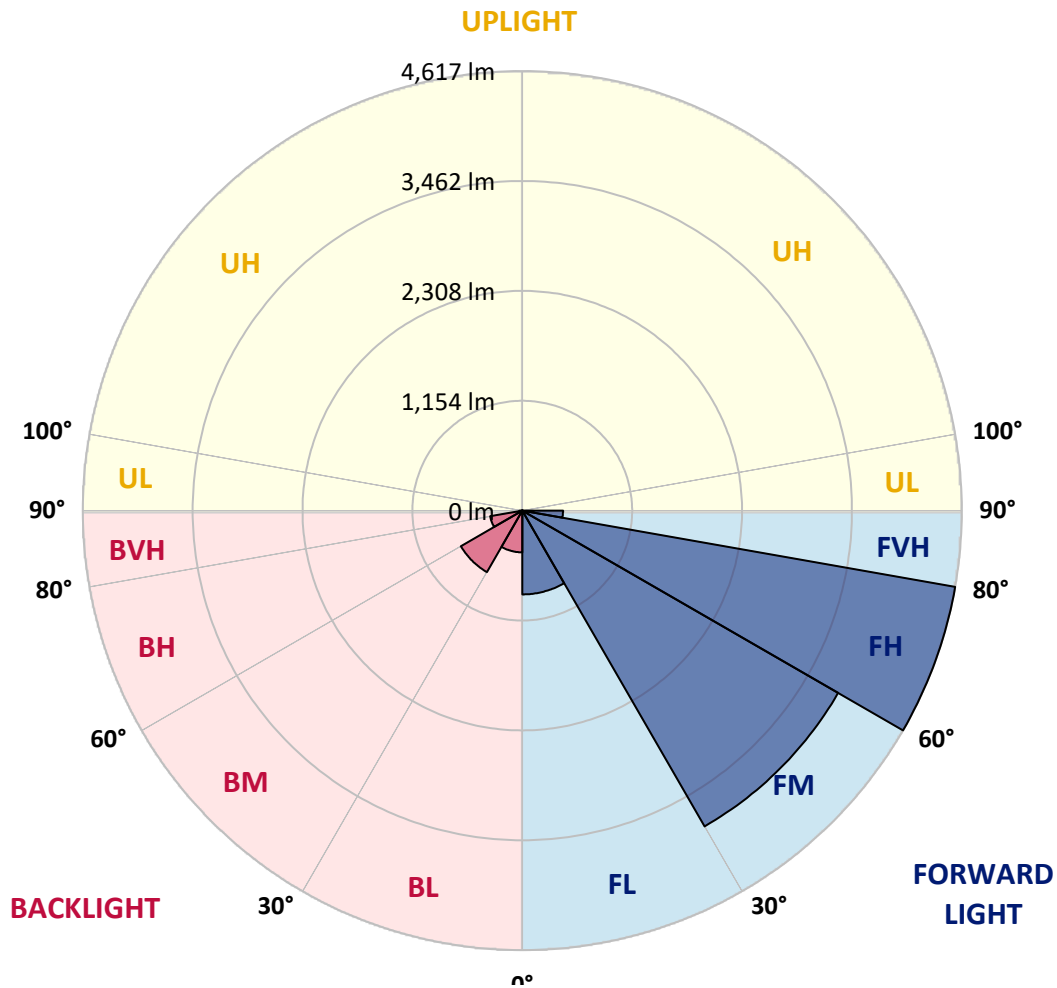
CATALOG NUMBER: GWC-SA2D-722-U-SL4

LUMINAIRE CLASSIFICATION SYSTEM LUMEN TABLE AND BUG RATING:

Zone	Lumens	% Fixture	Zone Rating/Lumen Limit		
			B	U	G
FL (0°-30°)	880.1	7.8			
FM (30°-60°)	3830.0	33.9			
FH (60°-80°)	4616.6	40.8			G2/5000
FVH (80°-90°)	428.0	3.8			G3/500
BL (0°-30°)	438.4	3.9	B1/500		
BM (30°-60°)	744.8	6.6	B1/1000		
BH (60°-80°)	342.1	3.0	B1/500		G1/500
BVH (80°-90°)	31.1	0.3			G1/100
UL (90°-100°)	0.0	0.0		U0/0	
UH (100°-180°)	0.0	0.0		U0/0	

BUG Rating: B1-U0-G3

Type IV Short





REPORT NUMBER: P386977

CATALOG NUMBER: GWC-SA2D-722-U-SL4

CANDELA DISTRIBUTION (FULL):

	0°	5°	15°	25°	35°	37°	45°	55°	65°	75°	85°
0°	1993.0	1993.0	1993.0	1993.0	1993.0	1993.0	1993.0	1993.0	1993.0	1993.0	1993.0
2.5°	2061.1	2061.5	2061.1	2057.9	2050.3	2044.0	2038.8	2031.2	2014.5	2001.7	1982.6
5°	2080.6	2078.2	2076.6	2070.6	2058.7	2051.5	2041.6	2027.2	1999.7	1974.2	1943.2
7.5°	2071.4	2068.7	2065.1	2057.9	2044.4	2038.4	2024.4	2005.7	1972.6	1939.2	1894.5
10°	2043.2	2042.4	2040.8	2039.2	2027.6	2022.8	2010.1	1990.2	1957.5	1916.9	1864.7
12.5°	2011.7	2013.7	2020.0	2028.4	2023.2	2020.8	2012.9	1999.3	1965.9	1922.0	1859.1
15°	1991.8	1997.3	2014.5	2036.4	2040.8	2040.0	2038.0	2029.2	1993.8	1945.1	1871.8
17.5°	1985.0	1994.1	2026.8	2063.1	2075.8	2078.6	2079.4	2064.3	2024.8	1973.4	1885.0
20°	1997.3	2008.9	2056.7	2106.5	2126.8	2128.4	2124.8	2098.5	2054.3	1997.7	1892.2
22.5°	2034.8	2045.1	2104.9	2161.1	2184.2	2186.6	2175.8	2136.0	2085.4	2026.4	1902.1
25°	2106.9	2119.7	2179.4	2235.6	2247.6	2248.0	2232.4	2183.0	2126.0	2066.7	1923.6
27.5°	2200.9	2213.7	2267.5	2322.5	2316.1	2312.5	2291.4	2242.0	2179.0	2122.0	1961.9
30°	2305.7	2319.7	2370.7	2409.7	2394.6	2387.4	2370.3	2306.5	2252.7	2197.7	2020.4
32.5°	2414.1	2426.8	2471.5	2498.2	2479.0	2475.9	2450.0	2391.8	2348.8	2313.3	2115.3
35°	2525.3	2534.4	2578.3	2593.4	2567.9	2567.1	2559.9	2506.5	2479.4	2496.2	2253.1
37.5°	2638.8	2641.2	2678.7	2679.5	2671.9	2675.1	2682.6	2649.2	2656.7	2708.9	2432.4
40°	2740.0	2746.4	2773.5	2781.8	2795.0	2806.2	2844.0	2822.1	2880.7	2973.1	2655.5
42.5°	2814.9	2827.3	2870.7	2892.2	2934.8	2952.4	3005.8	3026.1	3144.0	3282.7	2920.9
45°	2878.3	2897.4	2967.1	3011.3	3083.5	3114.1	3190.6	3258.8	3441.7	3618.6	3200.2
47.5°	2946.8	2971.1	3058.4	3142.8	3240.8	3275.5	3414.6	3516.6	3759.2	3956.4	3463.6
50°	3047.6	3066.3	3151.6	3284.3	3406.6	3451.2	3643.7	3789.9	4081.9	4278.4	3691.9
52.5°	3188.2	3181.1	3253.2	3439.3	3603.4	3658.4	3888.3	4080.7	4409.0	4569.6	3884.7
55°	3329.7	3317.7	3368.3	3601.4	3832.9	3890.7	4157.6	4372.8	4720.2	4831.8	4032.5
57.5°	3487.1	3464.4	3507.0	3784.3	4094.3	4163.2	4459.2	4683.2	5026.2	5043.7	4126.6
60°	3649.2	3618.6	3666.4	4011.0	4426.2	4507.5	4812.3	4986.0	5314.7	5213.5	4156.8
62.5°	3791.1	3769.6	3843.3	4264.0	4800.3	4889.6	5158.9	5307.9	5599.2	5284.0	4047.7
65°	3915.0	3918.6	4046.1	4548.5	5217.5	5312.7	5556.5	5704.7	5823.1	5242.2	3792.3
67.5°	4062.8	4083.1	4300.7	4923.0	5742.6	5847.0	6135.0	6137.4	5948.2	4996.7	3289.5
70°	4278.4	4320.2	4650.9	5442.6	6489.3	6632.7	6855.0	6391.6	5772.5	4331.3	2588.2
72.5°	4469.6	4547.7	5023.4	6037.0	7399.3	7508.0	7276.2	6245.0	5038.2	3246.0	1612.5
74°	4391.9	4488.7	5091.2	6329.9	7741.9	7794.1	7133.9	5817.1	4200.7	2248.0	937.1
75°	4224.6	4329.8	4992.3	6327.1	7698.5	7669.4	6790.5	5328.2	3459.6	1533.2	623.5
77.5°	3409.4	3520.5	4206.6	5422.7	6312.4	6284.9	5216.3	3574.3	1515.2	502.8	316.8
80°	1982.2	2067.1	2611.3	3443.6	4256.4	4306.2	3430.5	1768.6	596.1	282.5	214.8
82.5°	880.5	939.1	1261.4	1757.9	2568.7	2632.8	1796.5	926.8	368.2	171.7	129.1
85°	577.7	621.2	765.8	837.1	1223.2	1267.0	879.3	721.6	243.0	94.4	94.8
87.5°	415.6	457.4	569.0	496.8	561.4	531.5	478.5	667.8	97.6	53.8	31.9
90°	0.0	0.0	0.0	0.0	0.0	0.0	0.0	0.0	0.0	0.0	0.0



REPORT NUMBER: P386977
 CATALOG NUMBER: GWC-SA2D-722-U-SL4

CANDELA DISTRIBUTION (continued):

	90°	95°	105°	115°	125°	135°	145°	155°	165°	175°	180°
0°	1993.0	1993.0	1993.0	1993.0	1993.0	1993.0	1993.0	1993.0	1993.0	1993.0	1993.0
2.5°	1974.2	1967.9	1953.5	1926.4	1911.3	1898.5	1877.4	1865.1	1859.5	1859.1	1861.5
5°	1925.2	1910.5	1873.4	1828.0	1791.7	1758.7	1717.6	1692.9	1675.4	1665.0	1667.8
7.5°	1868.2	1845.1	1787.0	1714.5	1656.3	1592.1	1528.8	1490.9	1461.4	1439.5	1443.5
10°	1829.2	1797.3	1712.5	1608.1	1511.3	1418.0	1330.8	1278.6	1237.1	1205.3	1207.6
12.5°	1816.1	1773.0	1655.5	1516.0	1380.2	1252.7	1138.7	1058.6	1016.0	979.7	982.5
15°	1818.0	1760.3	1607.7	1433.2	1262.2	1101.7	963.4	869.8	812.0	786.9	787.3
17.5°	1819.6	1745.5	1557.5	1344.3	1145.5	960.6	810.4	715.6	661.0	637.9	638.3
20°	1814.5	1721.6	1495.3	1242.3	1023.6	831.1	685.7	605.2	563.8	545.9	545.9
22.5°	1807.7	1693.3	1425.2	1139.9	903.2	718.8	596.5	535.1	511.2	499.2	498.8
25°	1810.9	1672.2	1353.5	1034.7	792.5	629.1	537.1	496.4	480.5	472.9	472.5
27.5°	1828.0	1662.3	1287.3	929.9	695.7	561.8	497.2	468.6	458.2	453.4	453.4
30°	1859.1	1662.3	1218.4	840.7	615.2	512.0	466.6	447.0	439.9	436.7	436.7
32.5°	1913.3	1671.4	1151.9	752.2	551.0	472.9	441.1	427.9	422.3	420.7	420.7
35°	2006.5	1702.5	1086.9	668.6	499.2	441.1	416.8	409.2	405.2	404.8	406.0
37.5°	2137.6	1765.8	1026.0	606.8	462.6	415.2	396.4	390.5	388.1	390.1	391.7
40°	2302.5	1851.9	970.6	551.0	434.7	394.4	377.7	373.7	372.5	375.3	377.7
42.5°	2501.8	1968.3	925.2	510.8	413.2	376.9	361.8	357.0	355.8	359.0	362.2
45°	2717.3	2093.4	893.3	480.9	396.4	363.8	347.8	342.7	340.3	341.9	345.4
47.5°	2913.3	2211.7	880.5	459.8	380.5	352.6	335.5	329.1	325.1	324.3	327.1
50°	3078.7	2299.7	886.5	447.0	367.8	340.3	323.5	316.4	310.4	306.8	308.8
52.5°	3199.0	2355.1	892.1	441.5	357.8	326.7	310.4	303.6	295.6	289.7	289.7
55°	3286.3	2367.9	879.7	437.1	350.2	312.0	295.6	289.3	281.3	274.5	273.7
57.5°	3320.5	2332.0	833.9	430.7	345.0	298.0	280.1	275.3	268.5	260.6	260.2
60°	3274.3	2221.3	745.5	417.2	338.3	286.5	264.6	261.4	258.2	250.6	250.2
62.5°	3088.6	1978.2	631.1	389.7	324.7	274.1	250.2	251.8	252.2	247.0	246.2
65°	2752.0	1644.3	519.6	353.8	304.4	259.4	235.5	243.0	247.4	246.6	245.4
67.5°	2262.7	1279.8	440.3	316.0	277.7	239.1	219.5	228.3	231.9	234.7	233.9
70°	1679.4	902.4	364.2	276.1	245.4	215.2	198.8	203.2	200.8	204.0	205.2
72.5°	936.3	541.5	296.8	236.3	212.0	187.3	175.7	174.9	169.7	169.7	169.7
74°	561.8	397.2	261.0	211.6	191.6	168.9	159.0	155.4	150.6	151.0	150.6
75°	451.8	341.5	239.5	195.2	177.3	158.2	148.2	143.4	139.8	139.8	139.5
77.5°	285.3	259.4	192.8	155.4	141.8	130.3	123.5	117.1	117.1	116.7	116.3
80°	215.6	206.4	150.2	117.5	108.8	100.0	95.6	92.8	92.8	94.0	93.6
82.5°	147.8	155.4	105.6	82.1	77.7	71.3	70.5	70.9	69.7	68.1	67.7
85°	108.0	116.7	71.3	51.8	47.4	43.4	46.6	48.2	46.2	42.6	41.0
87.5°	41.4	76.5	38.2	21.5	19.9	17.1	19.9	20.7	22.3	17.5	17.9
90°	0.0	0.0	0.0	0.0	0.0	0.0	0.0	0.0	0.0	0.0	0.0

Signify Classified - Internal
Cooper Lighting Solutions Photometric Lab
1121 Highway 74 South
Peachtree City, GA 30269

Scaled Data Report



Report Generated By 670245982

Signify Classified - Internal
Cooper Lighting Solutions Photometric Lab
1121 Highway 74 South
Peachtree City, GA 30269

Scaled Data Report



Signify Classified - Internal
Cooper Lighting Solutions Photometric Lab
1121 Highway 74 South
Peachtree City, GA 30269

Scaled Data Report



Signify Classified - Internal
Cooper Lighting Solutions Photometric Lab
1121 Highway 74 South
Peachtree City, GA 30269

Scaled Data Report



Signify Classified - Internal
Cooper Lighting Solutions Photometric Lab
1121 Highway 74 South
Peachtree City, GA 30269

Scaled Data Report



--- HS — SS

Signify Classified - Internal
Cooper Lighting Solutions Photometric Lab
1121 Highway 74 South
Peachtree City, GA 30269

Scaled Data Report



u

Signify Classified - Internal
Cooper Lighting Solutions Photometric Lab
1121 Highway 74 South
Peachtree City, GA 30269

Scaled Data Report



Signify Classified - Internal
Cooper Lighting Solutions Photometric Lab
1121 Highway 74 South
Peachtree City, GA 30269

Scaled Data Report



(END OF REPORT)